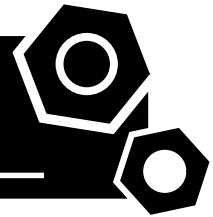


Generator set
Containerized type
WCS1250S

SPECIFICATIONS



1 Standards & Conditions

Design Standards

The designs and the productions are in conformity with:

- Conformance Européenne (CE)
- China Compulsory Certification (CCC)
- ISO8528-5:2005
- GB/T2820.5-2009

Environmental Operating Conditions

- Installation place: Outdoors or indoors (well ventilated).
- Ambient temperature: -25°C to 45°C. The coolant heater is needed when the temperature is below 5°C
- Humidity: Less than 80%.
- Altitude: Below one thousand (1000) meters.

Factory Inspection

- Inspection items.
- Protection devices working test.
- Starting ability in normal temperature.
- 50% rated power load moment capability.
- Voltage deviation and speed variation: 0%, 25%, 50%, 75%, 100%, 110% Load.

Painting Process

- Painting process specifications and colors are based on the manufacturer's standard.
- The customer could also choose the color which the manufacturer offers.

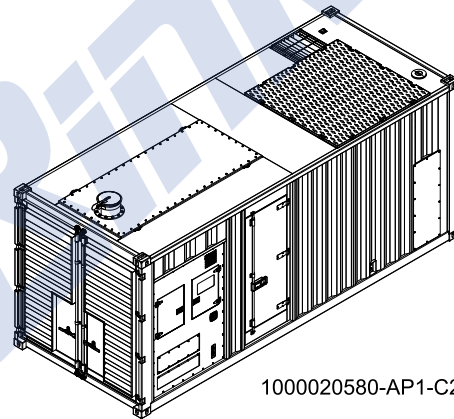
2 General Features

- Cummins engine KTA50-G3
- Close coupled to a Stamford alternator PI734A
- Microprocessor control module BGC-L
- ABB main circuit breaker: 2000A
- Key switch
- Emergency stop switch
- 2x12V/150AH sealed for life maintenance free battery
- Lockable battery isolator switch
- Containerized canopy
- 50°C radiator

- Oil pump on the engine
- Electric fuel pump on the fuel tank
- Fire extinguisher
- Pre-heater
- Vibration isolators between the engine/alternator and base frame
- Dry type air filter
- Base fuel tank with 6 hours running
- Drain points for fuel tank
- Operator's Manual / Specifications

3 Equipment Specification

General technical data

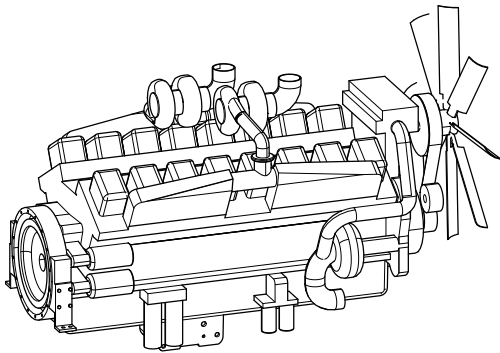


1000020580-AP1-C2

Model.....	WCS1250S
Structure type	C
Tank capacity.....	1600L
Dry weigh.....	15352kg
Noise level @7m	75dBA
Dimensions L×W×H.....	6058×2438×2830mm
Standby Power	1375kVA/1100kW
Prime Power.....	1250kVA/1000kW

Voltage	380V	400V	415V	440V	
Ampere	1899.2A	1804.3A	1739.1A	1640.2A	
Genset Fuel Consumption					
Frequency/Load	25%	50%	75%	100%	110%
50Hz (L/h)	76	139	199	261	293

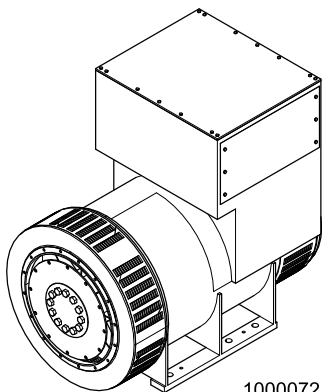
Diesel engine



1000098180-AP1-A2

Engine Manufacturer/Brand.....	Cummins
Engine Model.....	KTA50-G3
Dimensions L×W×H.....	2885*1518.9*2005
Dry Weigh (approx.).....	5058kg
Number of Cylinders.....	16
Bore.....	159mm
Stroke.....	159mm
Displacement.....	50.3L
Compression Ratio.....	13.9
Type of injection.....	Direct injection
Intake System.....	Turbocharged and aftercooled
Intake Resistance.....	6.23kPa
Cooling System.....	Water cooled
Fan.....	Push
Battery Voltage.....	24V
Type of Fuel.....	NO.2 or ASTM D975
Type of Oil.....	CF4/SG15W-40
Oil Capacity.....	177L
Type of Coolant.....	Glycol mixture
Coolant Capacity engine only.....	161L
Back Pressure.....	≤10kPa
Standby Power.....	1227kW
Prime Power.....	1097kW
Fuel Consumption(100%load).....	261L/h

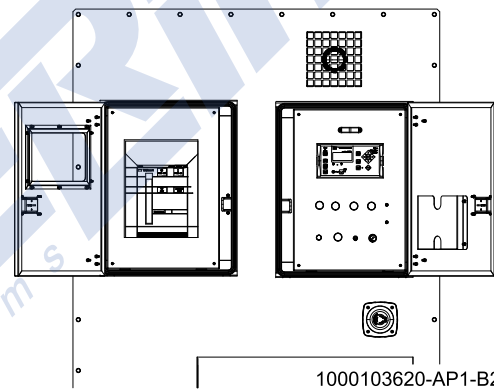
Alternator



1000072165-AP1-A1

Alternator Manufacturer/Brand.....	Stamford
Alternator Model.....	PI734A
Exciter.....	Brushless
Cooling Fan.....	Cast alloy aluminum
Windings.....	100% copper
Insulation Class.....	H
Winding Pitch.....	2/3
Terminals.....	6
Drip Proof.....	IP23
Altitude.....	≤1000m
Overspeed.....	2250 rpm
Air Flow.....	2.69m³/s(50HZ),3.45m³/s(60HZ)
Voltage Regulation.....	±1.0%
Total harmonic TGH / THCat no load < 1.5 % - on load < 5%	
Telephone Interference.....	THF<2%;TIF<50

BGC-L Control system



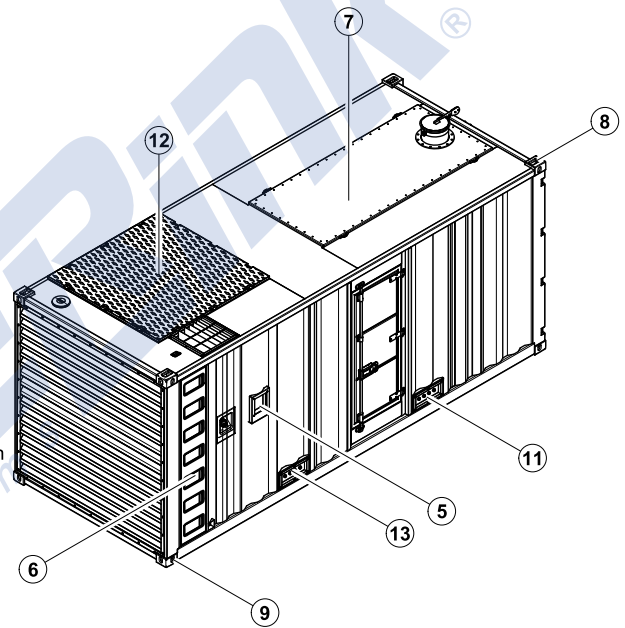
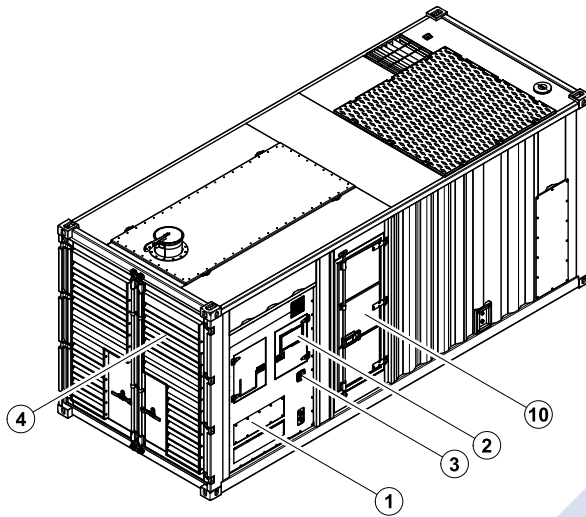
1000103620-AP1-B2

The genset controller BGC—L is a microprocessorbased control unit containing all necessary functions for protection of the genset and the breaker control. Furthermore, it contains all necessary three-phase measuring circuits and presents all values and alarms on the LCD display. The controller has function of load sharing which enables the module to share the active load (kW) equally when operating in parallel with other gensets. The load sharing is performed so each genset takes a portion of the load that is calculated in percent according to the nominal power.

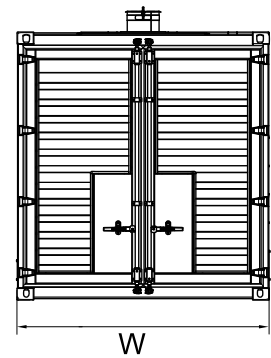
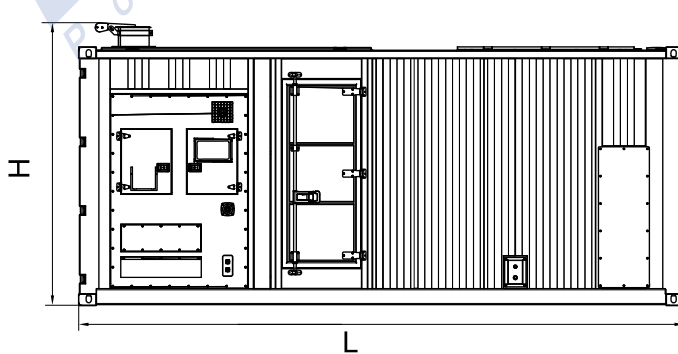
4 Overall Dimension

1000020580-DR1-C2

Dry weight	15352kg
Fuel tank capacity	1600L
Dimensions L x W x H	6058x2438x2830mm

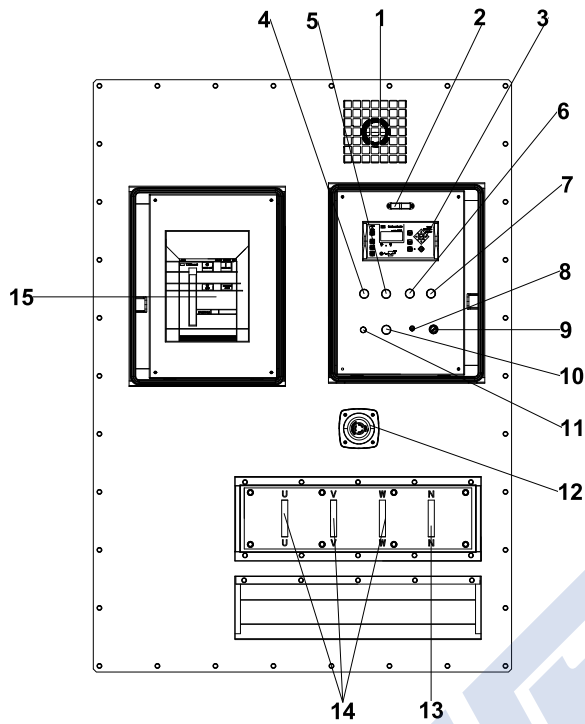


- ⑦ Muffler
- ⑥ Ladder
- ⑤ Fuel inlet
- ④ Air inlet
- ③ Emergency stop switch
- ② Control cabinet
- ① Cable trench
- ⑬ Coolant drain hose fitting
- ⑫ Canopy
- ⑪ Oil drain/ External fuel inlet/return hose fitting
- ⑩ Access door
- ⑨ Fixing lug
- ⑧ Lifting lug

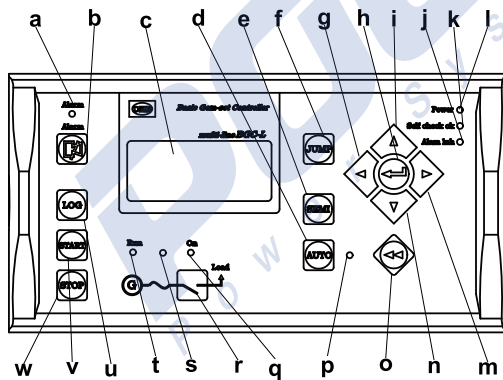


5 Control system

1000103620-IT1-B2



Control Cabinet



Control Panel

Ref.	Description
1	Alarm indicator
2	Control panel lamp
3	BGC-L control module
4	Genset circuit breaker ON indicator
5	Genset circuit breaker OFF indicator
6	Fan moving indicator
7	Fan moving indicator
8	Control panel lamp switch
9	Key switch
10	Alarm reset button
11	Charge indicator
12	Emergency stop button
13	Live wire terminals
14	Neutral wire terminal
15	Main circuit breaker

a	Flashing: Unacknowledged alarm present Steady: Acknowledged alarm present
b	Shift the display to show the alarm list
c	LCD panel
d	Select AUTO mode when pressed
e	Select SEMI-AUTO when pressed
f	Enter a specific menu number selection
g	Move the cursor left in the menus
h	Select the underscored entry in the fourth display line
i	Increase the value of the selected set point
j	LED fixed light indicates that the BGC-L does not receive a running signal
k	LED indicates that the unit is OK
l	LED indicates that the auxiliary supply is on
m	Move the cursor right in the menus
n	Decrease the value of the selected set point
o	Jump one step backwards in the menu
p	LED indicates that AUTO mode is selected
q	LED indicates that genset breaker is closed
r	Manual activation of close breaker and open breaker
s	LED indicates that voltage/frequency is OK
t	LED indicates that the genset is running
v	Start the genset
u	Shift the display to show the event and alarm list
w	Stop the genset

1000020580-C2-E

04.2013

POWERLINK[®]
Power Systems

<http://www.powerlinkworld.com>

Specification may change without prior notice. For more info., contact Power Link or your local distributors please.