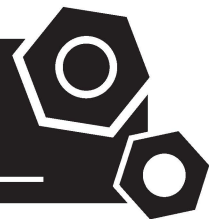


Generator set

Containerized type

HVC2045S

SPECIFICATIONS



1 Standards & Conditions

Design Standards

The designs and the productions are in conformity with:

- Conformance Européenne (CE)
- ISO8528-5:2005
- GB/T2820.5-2009

Environmental Operating Conditions

- Installation place: Outdoors or indoors (well ventilated).
- Ambient temperature: -25°C to 50°C. The coolant heater is needed when the temperature is below 5°C
- Humidity: Less than 80%.
- Altitude: Below one thousand (1000) meters.

Factory Inspection

- Inspection items.
- Protection devices working test.
- Starting ability in normal temperature.
- 50% rated power load moment capability.
- Voltage deviation and speed variation: 0%, 25%, 50%, 75%, 100%, 110% Load.

Painting Process

- Painting process specifications and colors are based on the manufacturer's standard.
- The customer could also choose the color which the manufacturer offers.

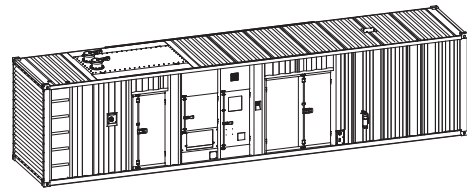
2 General Features

- Cummins engine QSK60-G4
- Close coupled to Leroy Somer alternator LSA53.1UL70
- Microprocessor control module PLC-500
- HV Switchgear Panel (optional) : ABB 630A
- PT Cabinet (optional)
- DC Power Cabinet (optional)
- Rotate speed governor: Electrical governor
- Excitation System: AREP
- A.V.R. Model: R448
- Key switch
- Emergency stop switch

- 6x12V/200AH sealed for life maintenance free battery
- Lockable battery isolator switch
- Powder coated canopy
- 50°C radiator
- Fire extinguisher
- Heat exchanger
- Coolant heater
- Oil pump on the engine
- Steel base frame with forklots
- Vibration isolators between the engine/alternator and base frame
- Dry type air filter
- Drain points for fuel tank
- Fuel inlet pump and it's control box for the fuel tank
- Added fuel-water separator for fuel tank
- Operation Manual / Specifications

3 Equipment Specification

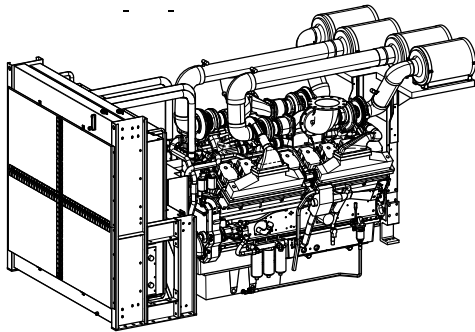
General technical data



Model.....	HVC2045S
Structure type	C
Fuel tank.....	2400L
Dry weight.....	26000kg
Noise level @7m	84dB
Dimensions L×W×H.....	12192x2438x3153mm
Standby Power	2250kVA/1800kW
Prime Power.....	2045kVA/1636kW
Voltage/Ampere	10500V/112A

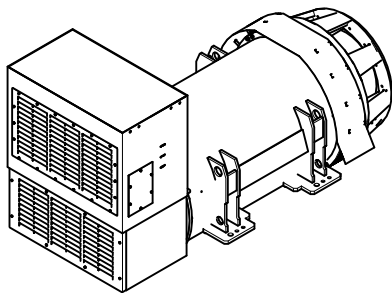
Genset Fuel Consumption					
Frequency/Load	25%	50%	75%	100%	110%
50Hz (L/h)	114	200	291	394	437

Diesel Engine




Engine Manufacturer/Brand.....	Cummins
Engine Model.....	QSK60G4
Dimensions LxWxH.....	4123x2185x2410mm
Dry Weigh (approx.)	7185Kg
Number of Cylinders.....	16
Bore	159mm
Stroke	190mm
Displacement.....	60.2L
Compression Ratio	14.5
Type of injection.....	Direct injection
Intake System.....	Turbocharged
Intake Resistance	≤6.2kPa
Cooling System	Water cooled
Fan	Pusher
Battery Voltage	24V
Type of Fuel.....	No. 2 diesel or ASTM D2
Type of Oil	15W40 to API CH4
Oil Capacity	280L
Type of Coolant	Glycol mixture
Coolant Capacity	242L
Back Pressure	≤6.8kPa
Standby Power	1800kW
Prime Power	1636kW

HV Alternator



Alternator Manufacturer/Brand	Leroy Somer
Alternator Model	LSA53.1UL70
Exciter.....	Brushless
Cooling Fan	Cast alloy aluminum
Windings.....	100% copper
Insulation Class	H
Winding Pitch.....	5/6
Terminals	6
Drip Proof	IP23
Altitude.....	≤1000m
Overspeed	2250rpm
Air Flow.....	2.5m³/s
Voltage Regulation	±0.5%
Total harmonic TGH / THC	< 3.5%
Telephone Interference.....	FHT<2%;TIF<50

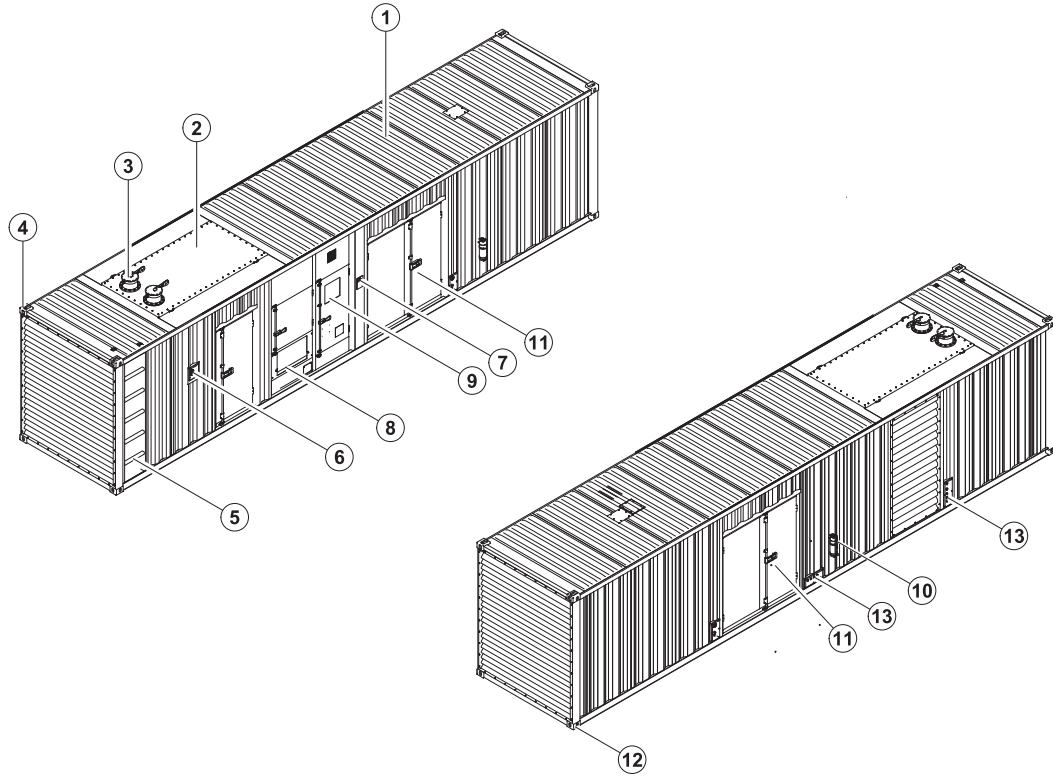
PLC-500 Control System




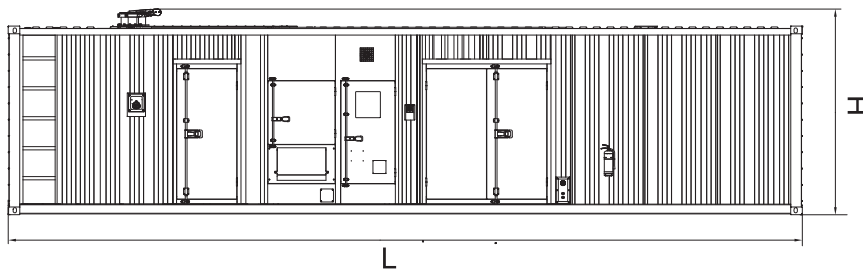
PLC-500 is a microprocessor based control unit containing all necessary functions for protection of the genset and the breaker control. Furthermore, it contains all necessary three-phase measuring circuits and presents all values and alarms on the LCD display. The module has the function of load sharing which enables the module to share the active load (kW) equally when operating in parallel with other gensets. The load sharing is performed so each genset takes a portion of the load that is calculated in percent according to the nominal power.

- Microprocessor control, with high stability and credibility
- Monitoring and measuring operational parameters of the genset
- Indicating operation status, fault conditions, all parameters and alarms
- Multiple protections; multiple parameters display, like pressure, temp. etc.
- Manual, automatic and remote work mode selectable
- RS232 & RS485 can be used at the same time
- Real time clock for time and date display, overall runtime display, 250 log entries

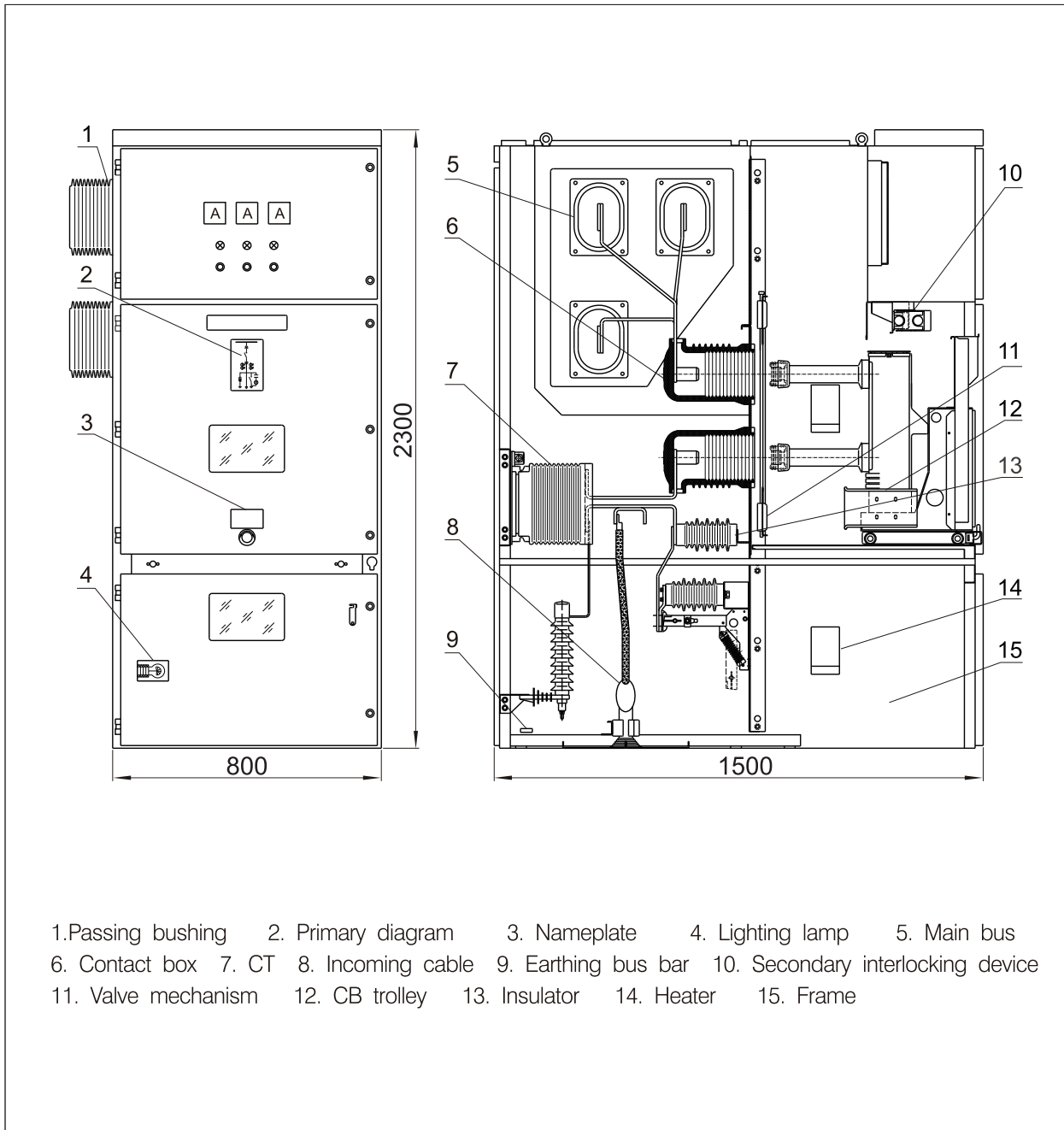
4 Overall Dimensions



- | | |
|-------------------------|---|
| ⑦ Emergency stop switch | ⑬ External fuel inlet/return hose fitting
Coolant/Oil drain hose fitting |
| ⑥ Fuel inlet | ⑫ Fixing lug |
| ⑤ Ladder | ⑪ Access door |
| ④ Lifting lug | ⑩ Fire extinguisher |
| ③ Exhaust gas outlet | ⑨ Control cabinet |
| ② Muffler | ⑧ Cable trench |
| ① Canopy | |



5 Switchgear Panel (optional)



1000032092-A2-E

09.2024

<http://www.powerlinkenergy.com>

*Specification may change without prior notice. For more info.,
contact Power Link or your local distributors please.*