

SPECIFICATION




Power Link the World

MODEL R14KS RG SERIES (FOR 50Hz DIESEL GENSET)

Revision: A2 (11/22)

To inquire the latest revision of
document, visit our website at:
www.powerlinkworld.com



RG series R14KS



50 Hz @ 1500rpm, 1-phase/3wiring

1 Standards & Conditions

Design Standards

The designs and the productions are in conformity with:

- Conformance Européenne (CE)
- ISO8528-5:2005
- GB/T2820.5-2009

Environmental Operating Conditions

- Installation place: Outdoors or indoors (well ventilated).
- Ambient temperature: -25°C to 45°C. The coolant heater is needed when the temperature is below 5°C
- Humidity: Less than 90%.
- Altitude: Below one thousand (1000) meters above sea level.

Factory Inspection

- Inspection items.
- Protection devices working test.
- Starting ability in normal temperature.
- 50% rated power load moment capability.
- Voltage deviation and speed variation: 0%, 25%, 50%, 75%, 100%, 110% Load.

Painting Process

- Painting process specifications and colors are based on the manufacturer's standard.
- The customer could also choose the color which the manufacturer offers.

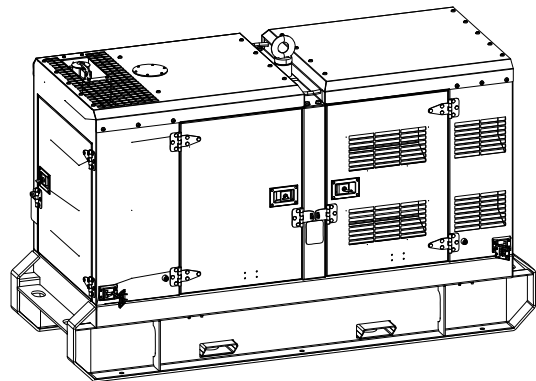
2 General Features

- Kubota engine V1505-BG
- Close coupled to Leroy Somer alternator LSA40M7
- Microprocessor controller ComAp Intelilite4-AMF9
- ABB main circuit breaker: 63A
- Rotate speed governor: Mechanical governor
- Excitation System: Self Excited, SHUNT
- A.V.R. Model: R250
- Key switch
- Emergency stop switch
- ATS (automatic transfer switch) receptacle
- Remote run connector

- 1x12V/72AH sealed for life maintenance free battery
- Lockable battery isolator switch
- Powder coated canopy
- 50°C radiator
- Steel base frame with forklifts
- Vibration isolators between the engine/alternator and base frame
- Dry type air filter
- Base fuel tank with 25 hours running
- Drain points for fuel tank
- Operator's Manual / Specifications

3 Equipment Specification

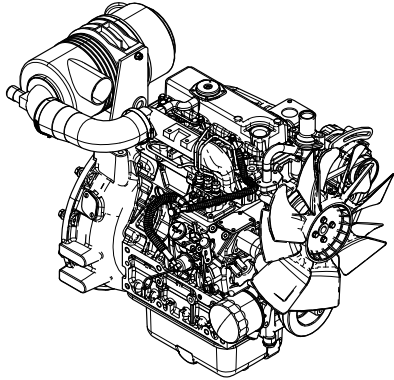
General technical data



Model.....	R14KS
Tank capacity.....	100L
Dry weight.....	885kg
Sound pressure level @ 7m.....	61dBA
Dimensions L×W×H.....	1550X700X960mm
Standby Power	14kVA/11kW
Prime Power	15kVA/12kW

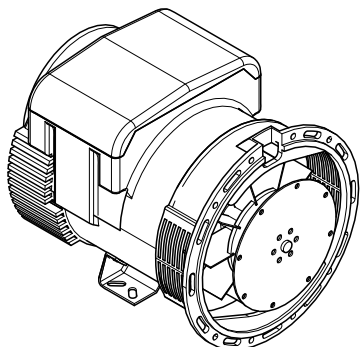
Voltage	380V	400V	415V	440V	
Ampere	21.3A	20.2A	19.5A	18.4A	
Genset Fuel Consumption					
Frequency/Load	25%	50%	75%	100%	110%
50Hz (L/h)	N/A	2.0	3.0	3.9	4.3

Dck Yf GrnghYa



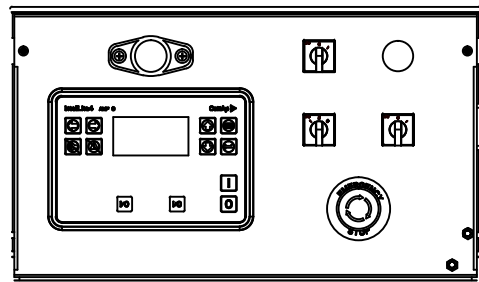
Engine Manufacturer/Brand	Kubota
Engine Model	V1505-BG
Dimensions L×W×H.....	601x394x607mm
Dry Weigh (approx.)	127kg
Number of Cylinders.....	4
Bore.....	78mm
Stroke	78.4mm
Displacement.....	1.498L
Compression Ratio	23.0
Type of injection.....	High pressure common rail
Intake System.....	Naturally Aspirated
Intake Resistance	≤1.96kPa
Cooling System	Water cooled
Fan	Pusher
Battery Voltage	12V
Type of Fuel.....	No.2-D S15, Ultra Low Sulfur Fuel Only
Type of Oil	Class CJ-4/CK-4 oil as per API classification
Oil Capacity	6.7L
Type of Coolant	Glycol mixture
Coolant Capacity	8.8L
Back Pressure	≤5.3kPa
Standby Power	12.5kW
Prime Power	11.1kW

Alternator



Alternator Manufacturer/Brand	Leroy Somer
Alternator Model	LSA40M7
Exciter.....	Brushless
Cooling Fan	Cast alloy aluminum
Windings.....	100% copper
Insulation Class	H
Winding Pitch.....	2/3
Terminals	12
Drip Proof	IP23
Altitude.....	≤1000m
Overspeed	2250rpm
Air Flow.....	N/A
Voltage Regulation	±1.0%
Total Harmonic TGH / THCat no load < 1.5 % - on load < 5%	
Telephone Interference.....	THF<2%;TIF<50

InteliLite4-AMF9 Control System

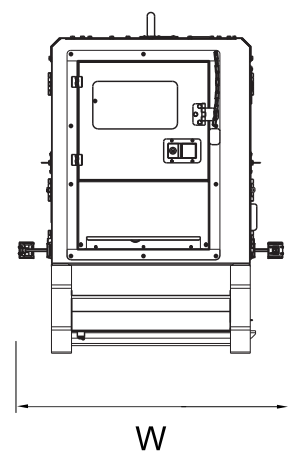
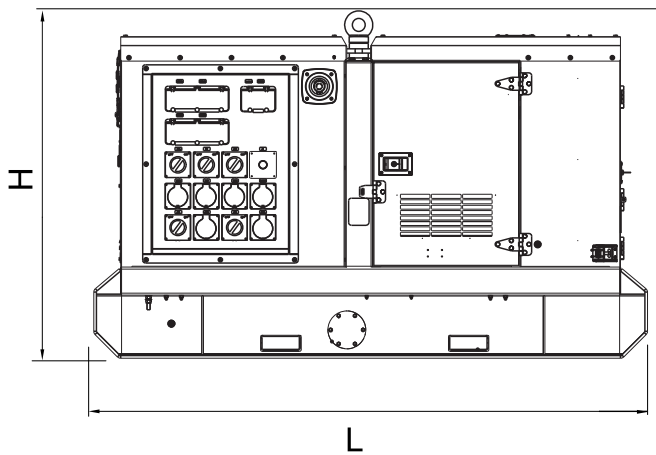
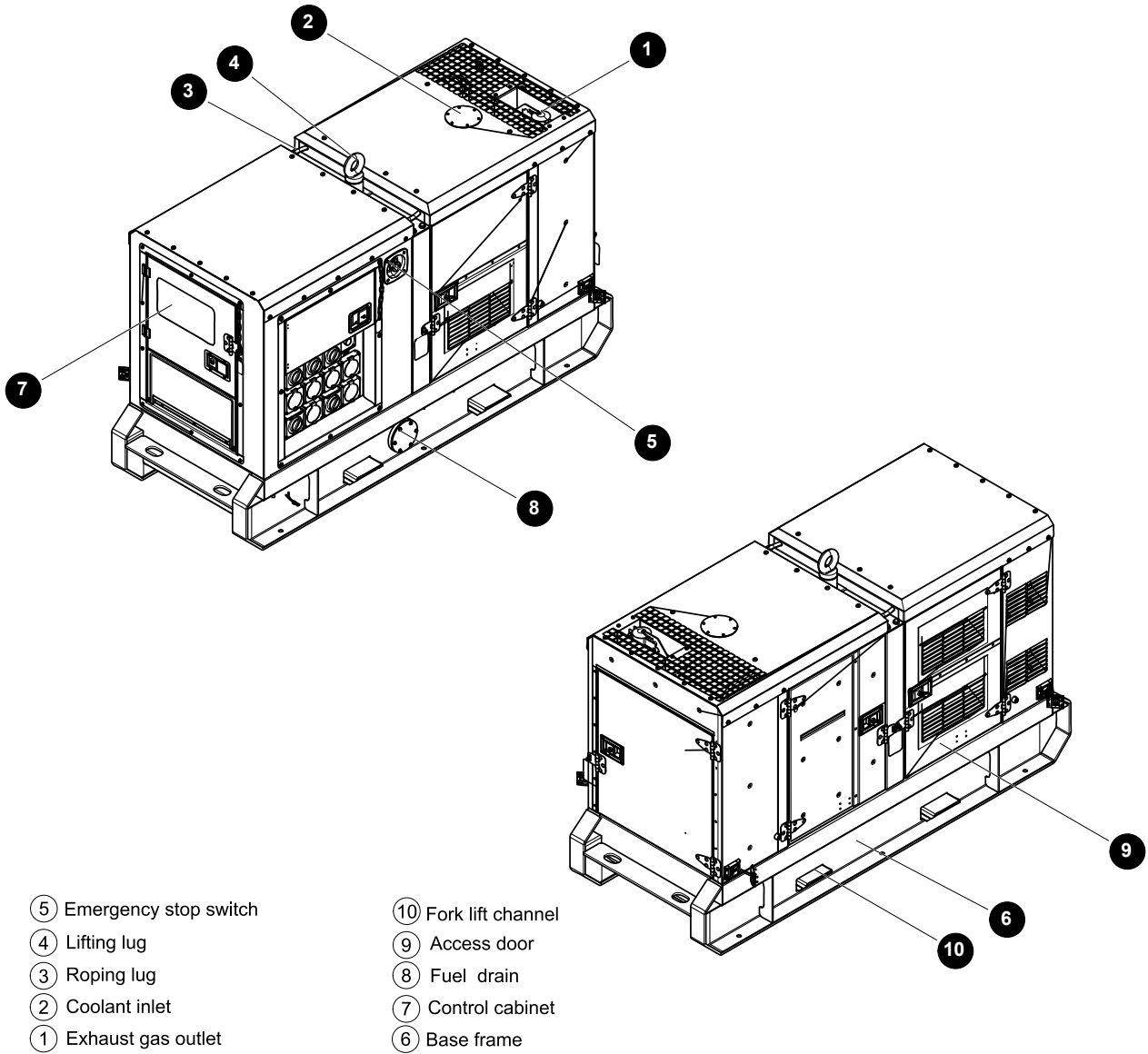


InteliLite4-AMF9 is Single Gen-set controller for stand-by and prime-power applications and all-in-one intuitive & powerful PC tool for configuration/monitoring/control, locally or remotely and easy to install, configure and use

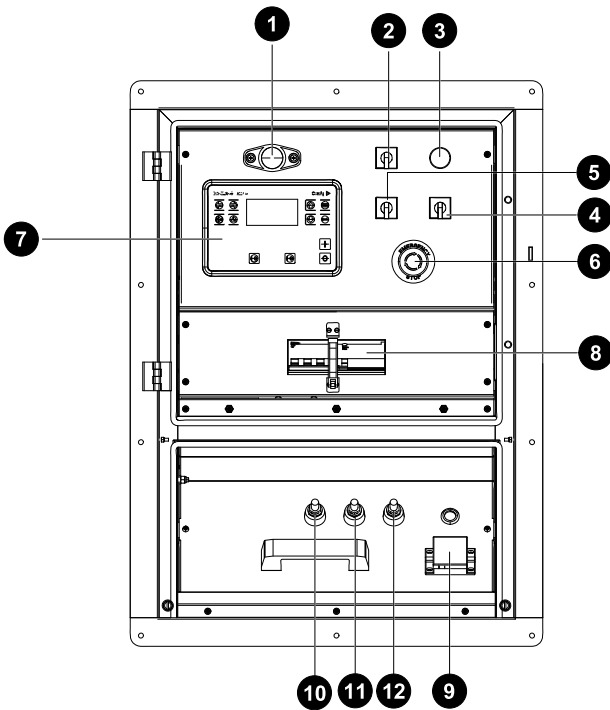
Standard Control Function

- Stand-by and prime-power application in one unit
- Dual Mutual Standby application support
- Remote display
- User setpoints and protections
- User Access Management
- Cyber security improvement
- Alternative configurations
- Multi-purpose schedulers


4 Overall Dimensions



5 Control System



Ref.	Description
1	Control panel lamp
2	Lamp switch
3	Not ready
4	Control power
5	Control mode
6	Emergency stop button
7	Control module
8	Main circuit breaker
9	Mains input/remote communication connector
10	Live wire terminals
11	Neutral wire terminal
12	Ground wire terminal



Ref.	Description
1	LEFT button.
2	RIGHT button
3	HORN RESET button
4	FAULT RESET button
5	UP button
6	PAGE button
7	DOWN button
8	ENTER button
9	START button
10	STOP button
11	GCB button
12	MCB button
13	GENERATOR status indicator
14	MAINS status indicator
15	Graphic B/W display, 132 × 64 px.
16	GCB Status
17	MCB Status

SPECIFICATION

RG SERIES DIESEL GENSET

R14KS

Revision: A2 (11/22)

To inquire the latest revision of
document, visit our website at:
www.powerlinkworld.com

