

SPECIFICATION




Power Link the World

MODEL R320C RG SERIES (FOR 50Hz DIESEL GENSET)

Revision: A2 (11/22)

To inquire the latest revision of
document, visit our website at:
www.powerlinkworld.com



RG series R320C



50 Hz @ 1500rpm,3-phase/4-wiring

1 Standards & Conditions

Design Standards

The designs and the productions are in conformity with:

- Conformance Européenne (CE)
- ISO8528-5:2005
- GB/T2820.5-2009

Environmental Operating Conditions

- Installation place: Outdoors or indoors (well ventilated).
- Ambient temperature: -25°C to 45°C. The coolant heater is needed when the temperature is below 5°C
- Humidity: Less than 90%.
- Altitude: Below one thousand (1000) meters above sea level.

Factory Inspection

- Inspection items.
- Protection devices working test.
- Starting ability in normal temperature.
- 50% rated power load moment capability.
- Voltage deviation and speed variation: 0%, 25%, 50%, 75%, 100%, 110% Load.

Painting Process

- Painting process specifications and colors are based on the manufacturer's standard.
- The customer could also choose the color which the manufacturer offers.

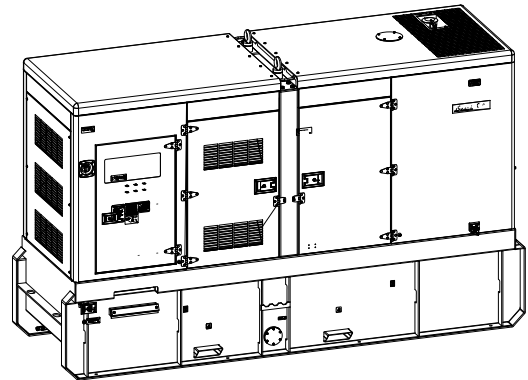
2 General Features

- Cummins engine QSL8.9-G30
- Close coupled to Leroy Somer alternator LSA46.3L10
- Microprocessor controller PLC500
- ABB main circuit breaker: 400A
- Rotate speed governor: ECU
- Excitation System: Self Excited,SHUNT
- A.V.R.Model: R250
- Key switch
- Emergency stop switch
- ATS (automatic transfer switch) receptacle
- Remote run connector

- 2x12V/120AH sealed for life maintenance free battery
- Lockable battery isolator switch
- Powder coated canopy
- 50°C radiator
- Steel base frame with forklifts
- Vibration isolators between the engine/alternator and base frame
- Dry type air filter
- Base fuel tank with 18 hours running
- Drain points for fuel tank
- Operator's Manual / Specifications

3 Equipment Specification

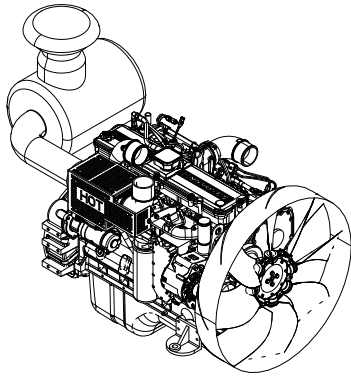
General technical data



Model.....	R320C
Tank capacity.....	1300L
Dry weight.....	3141kg
Sound pressure level @ 7m	74.7dBA
Dimensions L×W×H.....	3662x1322x2262mm
Standby Power	320kVA/256kW
Prime Power	350kVA/256kW

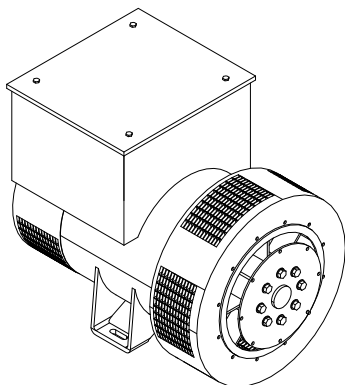
Voltage	380V	400V	415V	440V	
Ampere	486.2A	461.9A	445.2A	420.0A	
Genset Fuel Consumption					
Frequency/Load	25%	50%	75%	100%	110%
50Hz (L/h)	20.5	37.6	52.2	68.6	76.6

Dck Yf GrghYa



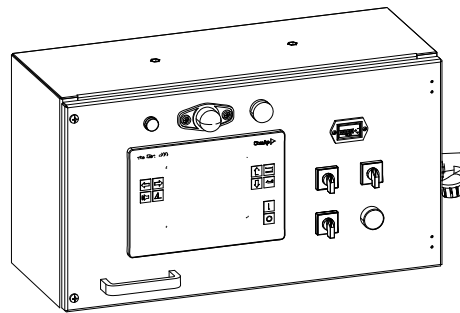
Engine Manufacturer/Brand.....	Cummins
Engine Model.....	QSL8.9-G30
Dimensions L×W×H.....	1631x755.2x1144mm
Dry Weigh (approx.).....	824kg
Number of Cylinders.....	6
Bore.....	116.5mm
Stroke.....	144.5mm
Displacement.....	8.9L
Compression Ratio.....	16.8
Type of injection.....	High pressure common rail
Intake System.....	Turbocharged
Intake Resistance.....	≤3.0kPa
Cooling System.....	Water cooled
Fan.....	Pusher
Battery Voltage.....	24V
Type of Fuel.....	No.2 or ASTM D975
Type of Oil.....	15W40-CH4
Oil Capacity.....	28.1L
Type of Coolant.....	Glycol mixture
Coolant Capacity.....	11.0L
Back Pressure.....	≤8.0kPa
Standby Power.....	331kW
Prime Power.....	301kW

Alternator



Alternator Manufacturer/Brand.....	Leroy Somer
Alternator Model.....	LSA46.3L10
Exciter.....	Brushless
Cooling Fan.....	Cast alloy aluminum
Windings.....	100% copper
Insulation Class.....	H
Winding Pitch.....	2/3
Terminals.....	12
Drip Proof.....	IP23
Altitude.....	≤1000m
Overspeed.....	2250rpm
Air Flow.....	N/A
Voltage Regulation.....	±1.0%
Total Harmonic TGH / THCat no load < 1.5 % - on load < 5%	
Telephone Interference.....	THF<2%;TIF<50

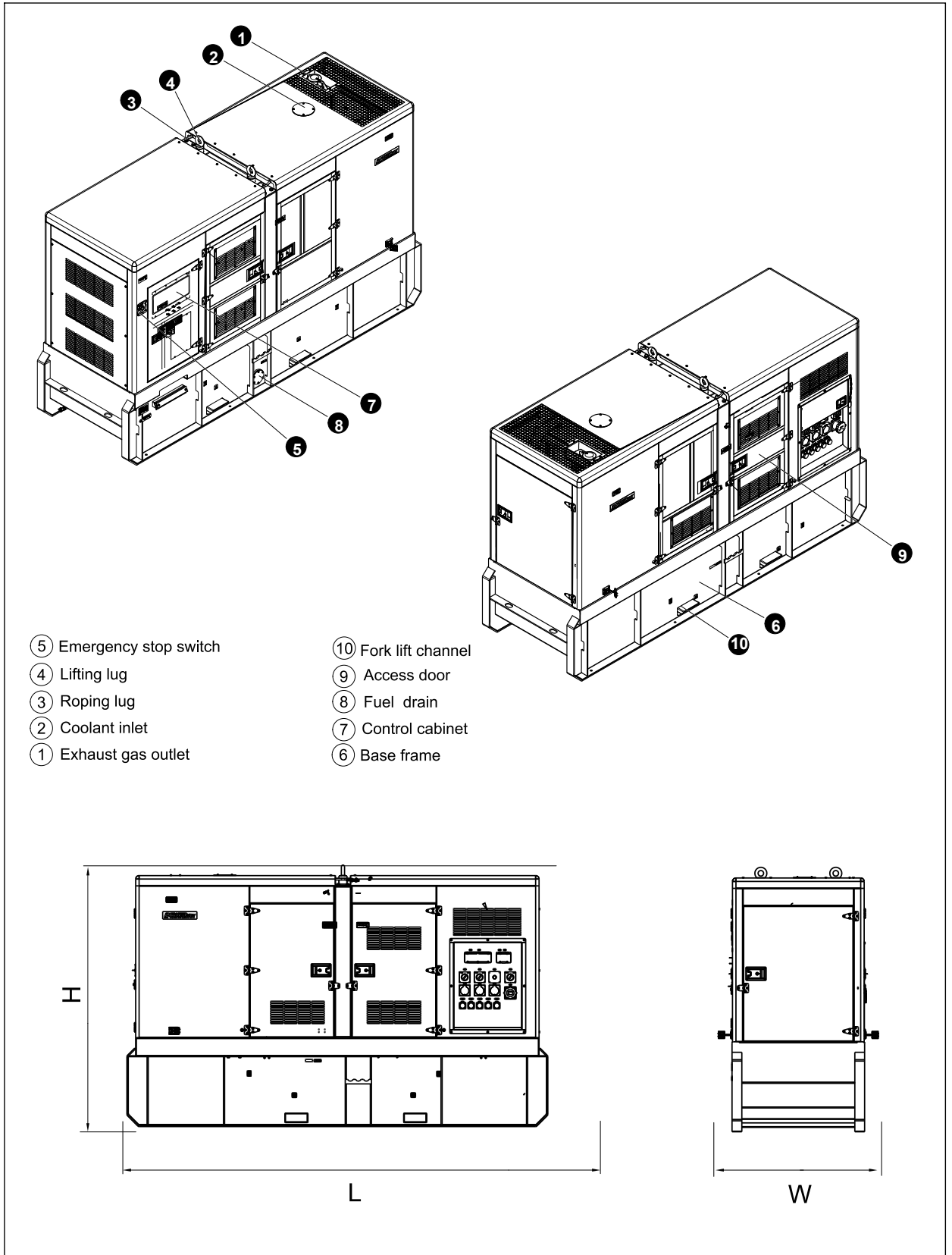
PLC500 Control System



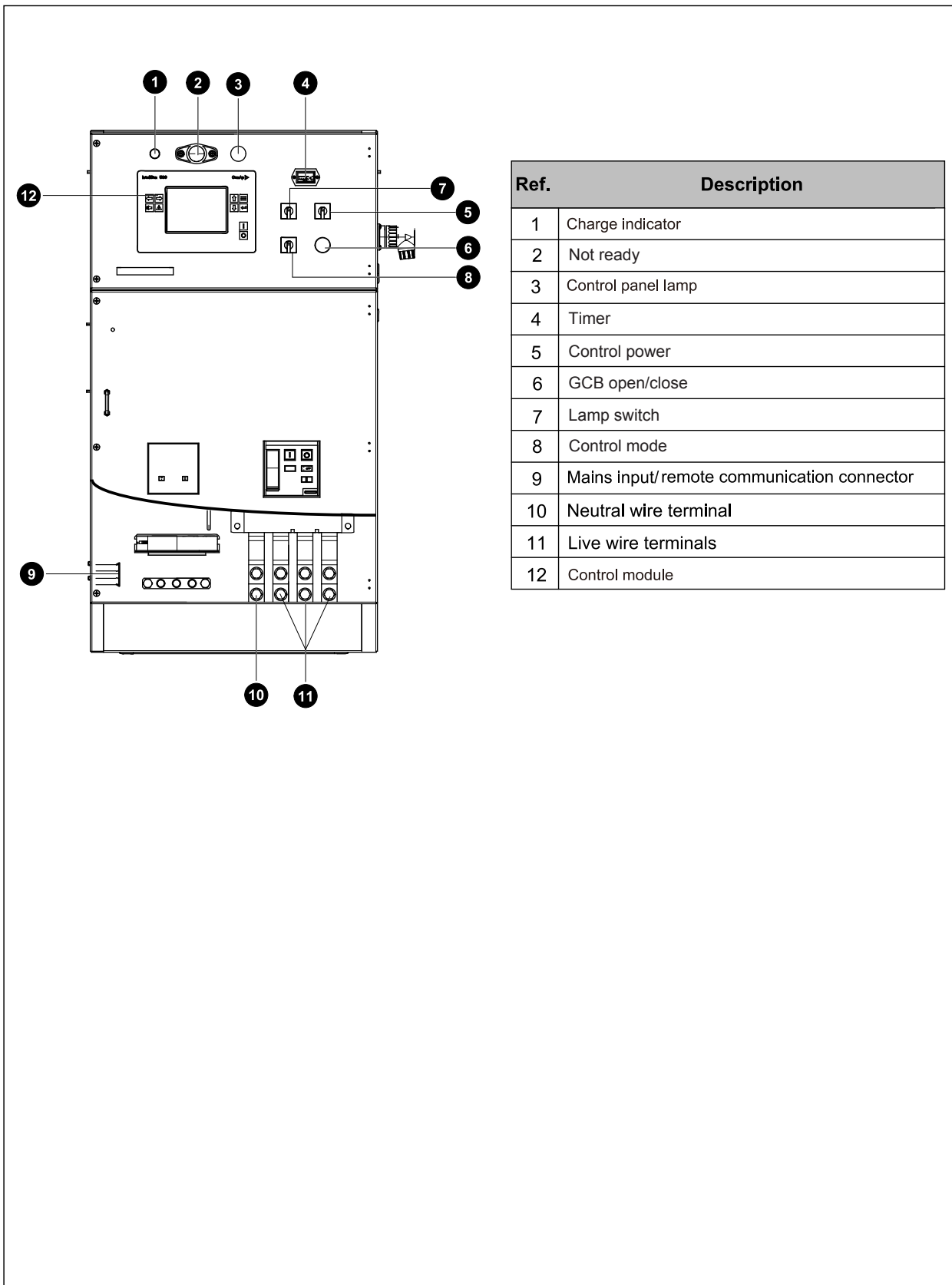
PLC-500 is a microprocessor based control unit containing all necessary functions for protection of the genset and the breaker control. Furthermore, it contains all necessary three-phase measuring circuits and presents all values and alarms on the LCD display. The module has the function of load sharing which enables the module to share the active load (kW) equally when operating in parallel with other gensets. The load sharing is performed so each genset takes a portion of the load that is calculated in percent according to the nominal power.

- Microprocessor control, with high stability and credibility
- Monitoring and measuring operational parameters of the genset
- Indicating operation status, fault conditions, all parameters and alarms
- Multiple protections; multiple parameters display, like pressure, temp. etc.
- Manual, automatic and remote work mode selectable
- RS232 & RS485 can be used at the same time
- Real time clock for time and date display, overall runtime display, 250 log entries

4 Overall Dimensions



5 Control System



Ref.	Description
1	Charge indicator
2	Not ready
3	Control panel lamp
4	Timer
5	Control power
6	GCB open/close
7	Lamp switch
8	Control mode
9	Mains input/remote communication connector
10	Neutral wire terminal
11	Live wire terminals
12	Control module

SPECIFICATION

RG SERIES DIESEL GENSET

R320C

Revision: A2 (11/22)

To inquire the latest revision of
document, visit our website at:
www.powerlinkworld.com

